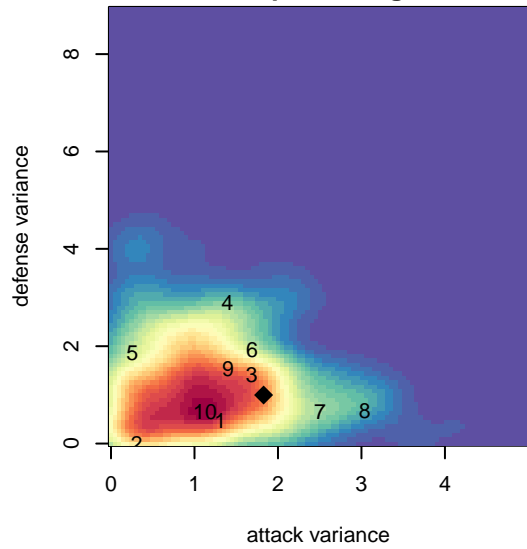
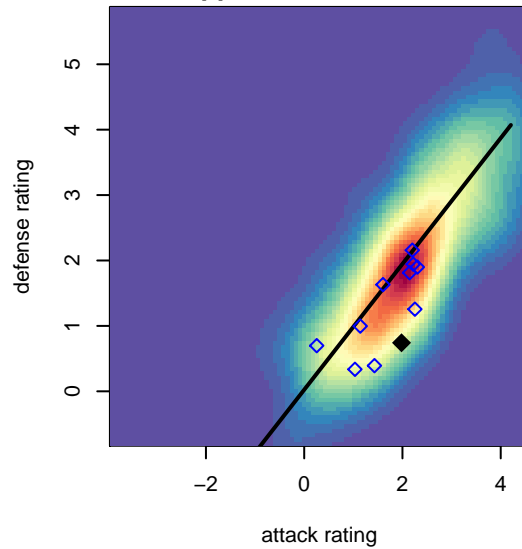


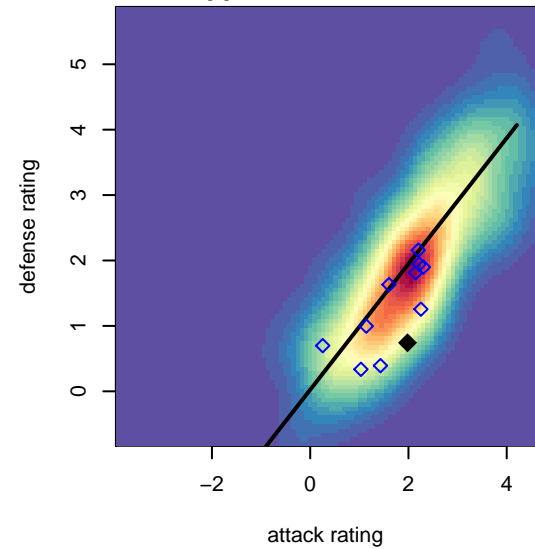
**attack and defense variance (black dot)
relative to other teams
and top 10 in region**



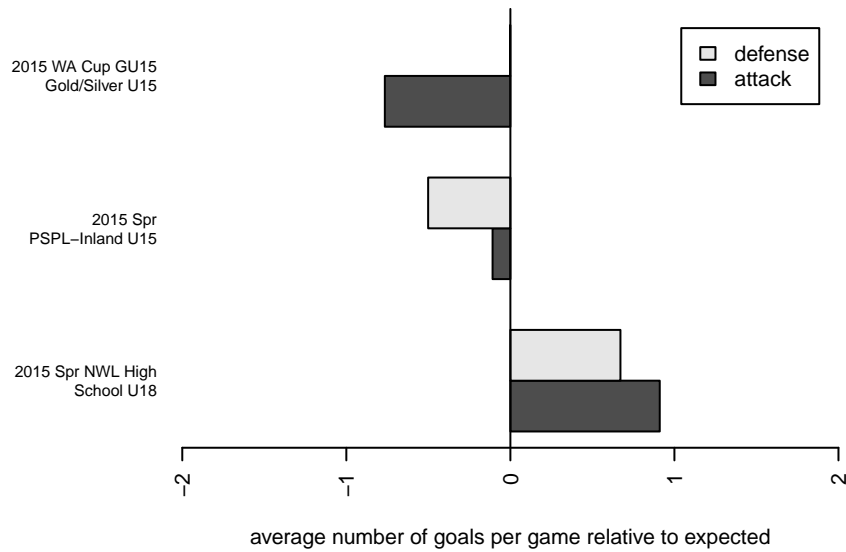
**attack and defense rating
relative to others at age
and all opponents in last 13 months**



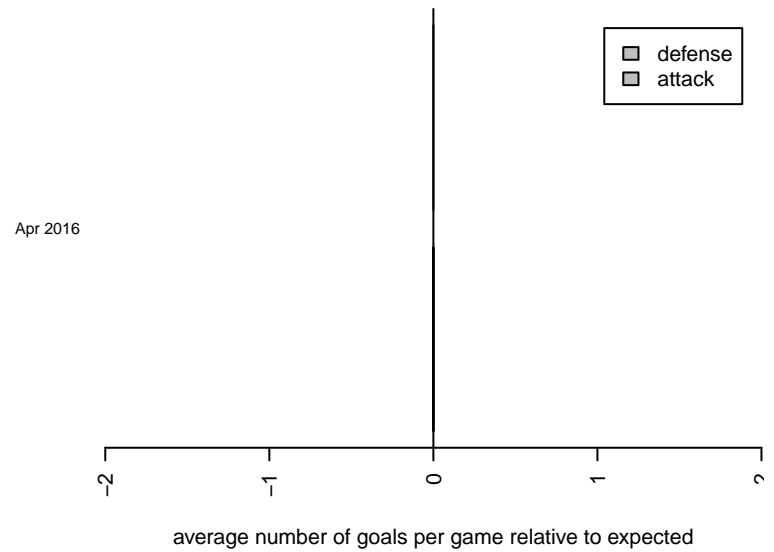
**attack and defense rating
relative to others at age
and all opponents in last 13 months**



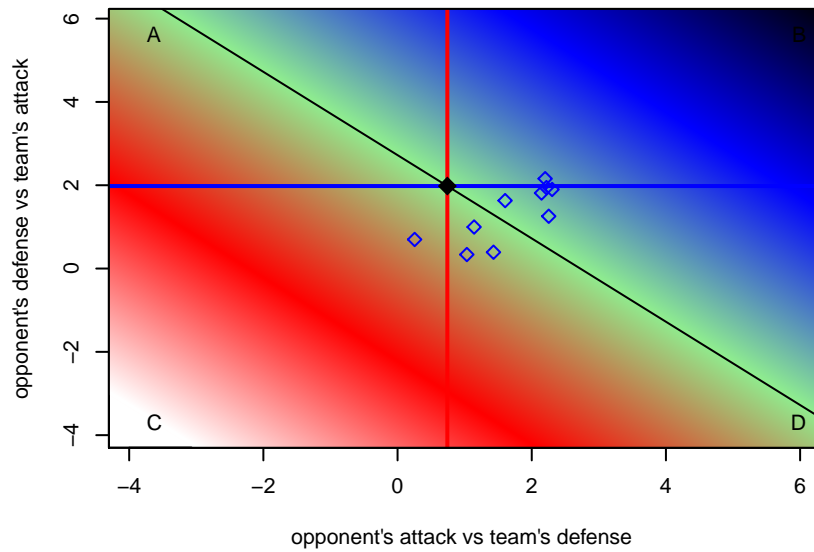
Performance relative to 13 month average



Performance relative to 13 month average



Distribution of opponents
Red = Lose zone, Blue = Win zone, Green = Even
Black line separates win/lose zones



lot. A=Neither has attack advantage, B=Opponent has both attack and defense advantage, C=Opponent has both attack and defense disadvantage, D=Both have

date	home		away		venue	pred.home	pred.away
2016-04-24	CWSA Navy G00	3	Idaho Thunder G00	1	2015 WA Cup GU15 Gold/Silver U15	3.64	0.99
2016-04-23	Idaho Thunder G00	0	WA East G01	6	2015 WA Cup GU15 Gold/Silver U15	1.02	5.07
2016-04-22	FC Spokane Black G00	4	Idaho Thunder G00	0	2015 WA Cup GU15 Gold/Silver U15	4.28	1.29
2016-04-17	Idaho Thunder G00	5	Breakers Shannon G00	2	2015 Spr PSPL-Inland U15	5.01	1.86
2016-04-17	Idaho Thunder G00	5	Quad City Fusion G97	0	2015 Spr NWL High School U18	2.40	1.53
2016-04-13	Idaho Thunder G00	2	CDA Sting G97	6	2015 Spr NWL High School U18	0.99	4.84
2016-04-10	Idaho Thunder G00	5	Spokane Scotties Burkart G00	2	2015 Spr PSPL-Inland U15	5.29	1.29
2016-04-10	CDA Sting -Unk2 G00	3	Idaho Thunder G00	1	2015 Spr NWL High School U18	4.64	1.88
2016-04-09	Idaho Thunder G00	3	FC Missoula G00	3	2015 Spr PSPL-Inland U15	1.47	2.24
2016-04-03	FC Spokane Grey Orwick G00	1	Idaho Thunder G00	2	2015 Spr PSPL-Inland U15	0.60	3.67